

Youthpass

Youthpass Certificate

Easy to read and easy to understand



How to read this document?

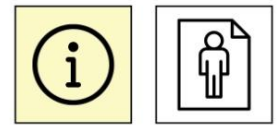
The **yellow part** gives you information.

The **white part** is for you to fill in your information.

What to do?

Fill in your information on a computer or write it with a pen.

If you need help, ask someone to help you.



The Youthpass certificate is a document.

A document is an important paper with information.

The Youthpass certificate has information about:

- the project you took part in
- your tasks
- what you learned during the project
- what training you took part in.

Youthpass



You learn all your life.







In Youthpass you write what you have learned in the project.

It is good to know what you have learned.

Then you know if you have changed and grow.

You can also show Youthpass to others.



<p>Fill in your details</p> <p>Your name and surname</p>	
<p>When you were born:</p> <ul style="list-style-type: none"> • day • month • year 	
<p>Where you were born:</p> <ul style="list-style-type: none"> • country • city 	
<p>Name of the project you were in:</p>	
<p>Place of the project you were in:</p> <ul style="list-style-type: none"> • country • city 	
<ul style="list-style-type: none"> • Project start date: • Project end date: 	

What was the goal of the project?

The goal is what the project participants want to do.








Who was the project for?



What tasks did you have?



<p>Name of the organisation where the project was:</p>	
<p>Name and surname of a person from the organisation:</p>	
<p>Date when the certificate was given:</p>	
<p>What new skills did you learn? You can read more about skills in: All you need to know about Youthpass Easy to read and easy to understand.</p>	
<p>1. Your multi language skills What have you learned? What have you achieved?</p>	

2. Your personal, social and learning skills

What have you learned?

What have you achieved?



3. Your citizenship skills

What have you learned?

What have you achieved?



4. Your entrepreneurship skills

What have you learned?

What have you achieved?



5. Your cultural awareness skills

What have you learned?


What have you achieved?



6. Your digital skills

What have you learned?


What have you achieved?



7. Your mathematical skills

What have you learned?

What have you achieved?



8. Your literacy skills

What have you learned?

What have you achieved?



Training activities you took part in during the project:



Your references

References are good things other people say about your work.

References are written by people you worked with during the project, for example:

- coordinator
- co-workers
- mentor.

References may be useful to you in the future, for example:

- when you are looking for the job
- when you apply for another project.



Easy to read information: Monika Szabla, Tanya De'Marco

Easy to read consultation:

Graphics: www.canva.com

“© European Easy-to-Read Logo: Inclusion Europe.

More information at www.inclusion-europe.eu/easy-to-read”

